

Dayinsure Wales Rally GB



Combined Classification After Penmachno 2

Stage Times



















Pos.	No.	Driver	Class	Time	Prev.	1st
1	5	T. NEUVILLE	RC1	10:16.4		
2	7	J. LATVALA	RC1	10:17.3	+ 00.9	+ 00.9
3	9	E. LAPPI	RC1	10:18.5	+ 01.2	+ 02.1
4	8	O. TÄNAK	RC1	10:18.8	+ 00.3	+ 02.4
5	1	S. OGIER	RC1	10:20.0	+ 01.2	+ 03.6
6	11	C. BREEN	RC1	10:23.3	+ 03.3	+ 06.9
7	6	H. PADDON	RC1	10:26.6	+ 03.3	+ 10.2
8	4	A. MIKKELSEN	RC1	10:27.3	+ 00.7	+ 10.9
9	10	M. OSTBERG	RC1	10:30.4	+ 03.1	+ 14.0
10	36	K. ROVANPERÄ	RC2	10:44.3	+ 13.9	+ 27.9
11	31	P. TIDEMAND	RC2	10:47.6	+ 03.3	+ 31.2
12	40	S. LEFEBVRE	RC2	10:52.9	+ 05.3	+ 36.5
13	32	G. GREENSMITH	RC2	10:53.3	+ 00.4	+ 36.9
14	84	T. CAVE	RC2	10:56.4	+ 03.1	+ 40.0
15	82	D. BOGIE	RC2	11:02.5	+ 06.1	+ 46.1















Overall

Pos.	No.	Elig.	Driver	Class	Pen.	Time	Prev.	1st
1	8	M	O. TÄNAK	RC1		01:06:04.3		
2	5	M	T. NEUVILLE	RC1		01:06:33.1	+ 28.8	+ 28.8
3	7	M	J. LATVALA	RC1		01:06:35.6	+ 02.5	+ 31.3
4	9	M	E. LAPPI	RC1		01:06:40.2	+ 04.6	+ 35.9
5	1	M	S. OGIER	RC1		01:06:42.5	+ 02.3	+ 38.2
6	11	M	C. BREEN	RC1		01:06:53.1	+ 10.6	+ 48.8
7	6	M	H. PADDON	RC1		01:07:10.7	+ 17.6	+ 01:06.4
8	10	M	M. OSTBERG	RC1		01:07:12.7	+ 02.0	+ 01:08.4
9	4	M	A. MIKKELSEN	RC1		01:07:28.6	+ 15.9	+ 01:24.3
10	36	WRC2	K. ROVANPERÄ	RC2		01:09:12.7	+ 01:44.1	+ 03:08.4
11	31	WRC2	P. TIDEMAND	RC2		01:10:11.3	+ 58.6	+ 04:07.0
12	32	WRC2	G. GREENSMITH	RC2		01:10:19.0	+ 07.7	+ 04:14.7
13	84		T. CAVE	RC2		01:10:37.1	+ 18.1	+ 04:32.8
14	82		D. BOGIE	RC2		01:10:57.1	+ 20.0	+ 04:52.8
15	40	WRC2	S. LEFEBVRE	RC2		01:11:07.8	+ 10.7	+ 05:03.5

16	34	 F. ANDOLFI	RC2	11:06.0	+ 03.5	+ 49.6
17	35	 O. VEIBY	RC2	11:10.4	+ 04.4	+ 54.0
18	33	 L. PIENIAZEK	RC2	11:10.5	+ 00.1	+ 54.1
19	37	 J. HUTTUNEN	RC2	11:10.8	+ 00.3	+ 54.4
20	42	 S. TEMPESTINI	RC2	11:17.6	+ 06.8	+ 01:01.2
21	41	 M. BULACIA WILKINSON	RC2	11:23.6	+ 06.0	+ 01:07.2
22	83	 R. YATES	RC2	11:25.0	+ 01.4	+ 01:08.6
23	85	 G. GILL	RC2	11:41.7	+ 16.7	+ 01:25.3
24	89	 P. NOBRE	RC2	11:53.3	+ 11.6	+ 01:36.9
25	38	 P. LOUBET	RC2	11:57.5	+ 04.2	+ 01:41.1
26	86	 A. LAFFEY	RC2	12:02.3	+ 04.8	+ 01:45.9
27	87	 E. BOLAND	RC2	12:34.6	+ 32.3	+ 02:18.2
28	64	 T. WILLIAMS	RC4	12:43.4	+ 08.8	+ 02:27.0
29	92	 S. ROKLAND	NAT2	12:50.8	+ 07.4	+ 02:34.4
30	91	 J. FRANCESCHI	RC4	12:51.9	+ 01.1	+ 02:35.5
31	101	 F. RETSON	NAT2	13:13.1	+ 21.2	+ 02:56.7
32	81	 M. EDWARDS	RC2	13:15.2	+ 02.1	+ 02:58.8
33	88	 S. KAKAD	NAT2	13:15.7	+ 00.5	+ 02:59.3
34	93	 J. WILLIAMS	RC4	13:17.3	+ 01.6	+ 03:00.9
35	62	 E. BRAZZOLI	RC4	13:22.9	+ 05.6	+ 03:06.5
36	61	 T. LARIO	RC4	13:27.2	+ 04.3	+ 03:10.8
37	97	 J. MORRISON	NAT4	13:28.1	+ 00.9	+ 03:11.7
38	100	 J. REYNOLDS	NAT2	13:31.0	+ 02.9	+ 03:14.6
39	105	 B. LANG	NAT2	13:33.1	+ 02.1	+ 03:16.7

16	37	WRC2	 J. HUTTUNEN	RC2	01:11:12.7	+ 04.9	+ 05:08.4
17	38	WRC2	 P. LOUBET	RC2	01:12:06.5	+ 53.8	+ 06:02.2
18	33	WRC2	 L. PIENIAZEK	RC2	01:12:30.2	+ 23.7	+ 06:25.9
19	35	WRC2	 O. VEIBY	RC2	01:13:01.4	+ 31.2	+ 06:57.1
20	83		 R. YATES	RC2	01:13:20.5	+ 19.1	+ 07:16.2
21	41	WRC2	 M. BULACIA WILKINSON	RC2	01:14:08.6	+ 48.1	+ 08:04.3
22	42	WRC2	 S. TEMPESTINI	RC2	01:15:19.7	+ 01:11.1	+ 09:15.4
23	85		 G. GILL	RC2	01:15:54.6	+ 34.9	+ 09:50.3
24	34	WRC2	 F. ANDOLFI	RC2	01:16:09.8	+ 15.2	+ 10:05.5
25	81		 M. EDWARDS	RC2	01:16:27.6	+ 17.8	+ 10:23.3
26	86		 A. LAFFEY	RC2	01:16:34.3	+ 06.7	+ 10:30.0
27	3	M	 T. SUNINEN	RC1	01:16:47.3	+ 13.0	+ 10:43.0
28	89		 P. NOBRE	RC2	01:17:14.2	+ 26.9	+ 11:09.9
29	87		 E. BOLAND	RC2	01:21:06.0	+ 03:51.8	+ 15:01.7
30	64	WRC3	 T. WILLIAMS	RC4	01:21:22.8	+ 16.8	+ 15:18.5
31	93		 J. WILLIAMS	RC4	01:23:03.9	+ 01:41.1	+ 16:59.6
32	92		 S. ROKLAND	NAT2	01:23:32.9	+ 29.0	+ 17:28.6
33	88		 S. KAKAD	NAT2	01:24:54.6	+ 01:21.7	+ 18:50.3
34	62	WRC3	 E. BRAZZOLI	RC4	01:25:01.1	+ 06.5	+ 18:56.8
35	101		 F. RETSON	NAT2	01:25:47.6	+ 46.5	+ 19:43.3
36	100		 J. REYNOLDS	NAT2	01:26:03.9	+ 16.3	+ 19:59.6
37	95		 T. JARDINE	NAT4	01:26:50.2	+ 46.3	+ 20:45.9
38	91		 J. FRANCESCHI	RC4	01:27:00.8	+ 10.6	+ 20:56.5
39	2	M	 E. EVANS	RC1	01:27:10.8	+ 10.0	+ 21:06.5

40	95	 T. JARDINE	NAT4	13:35.0	+ 01.9	+ 03:18.6
41	104	 A. WATERMAN	RC4	14:18.4	+ 43.4	+ 04:02.0
42	99	 S. PARTRIDGE	NAT4	14:39.5	+ 21.1	+ 04:23.1
43	108	 J. MULHOLLAND	NAT2	14:57.8	+ 18.3	+ 04:41.4
44	106	 S. HIJAZI	NAT3	16:00.3	+ 01:02.5	+ 05:43.9
45	63	 L. COOK	RC4	16:39.4	+ 39.1	+ 06:23.0
46	2	 E. EVANS	RC1	17:16.4	+ 37.0	+ 07:00.0
47	107	 N. TEJPAR	RC4	17:29.9	+ 13.5	+ 07:13.5
48	39	 N. SOLANS	RC2	17:44.3	+ 14.4	+ 07:27.9
49	43	 E. CAMILLI	RC2	17:44.3		+ 07:27.9
50	44	 C. INGRAM	RC2	17:44.3		+ 07:27.9
51	102	 S. WILKINSON	RC2	17:56.4	+ 12.1	+ 07:40.0
52	96	 K. HORGAN	NAT2	19:50.8	+ 01:54.4	+ 09:34.4
53	94	 W. CREIGHTON	RC4	19:51.9	+ 01.1	+ 09:35.5
54	109	 S. SOUTHALL	NAT4	19:52.2	+ 00.3	+ 09:35.8
55	3	 T. SUNINEN	RC1	20:16.4	+ 24.2	+ 10:00.0
56	110	 I. EVANS	NAT4	20:28.1	+ 11.7	+ 10:11.7
57	111	 N. ANDREW	NAT4	20:28.1		+ 10:11.7

40	61	WRC3  T. LARIO	RC4	01:28:33.5	+ 01:22.7	+ 22:29.2
41	105	 B. LANG	NAT2	01:28:42.5	+ 09.0	+ 22:38.2
42	63	WRC3  L. COOK	RC4	01:30:28.2	+ 01:45.7	+ 24:23.9
43	99	 S. PARTRIDGE	NAT4	00:00:10	01:30:41.0	+ 12.8 + 24:36.7
44	104	 A. WATERMAN	RC4	01:31:40.9	+ 59.9	+ 25:36.6
45	39	WRC2  N. SOLANS	RC2	01:31:54.0	+ 13.1	+ 25:49.7
46	108	 J. MULHOLLAND	NAT2	01:32:06.2	+ 12.2	+ 26:01.9
47	102	 S. WILKINSON	RC2	01:34:20.1	+ 02:13.9	+ 28:15.8
48	107	 N. TEJPAR	RC4	01:34:45.1	+ 25.0	+ 28:40.8
49	43	WRC2  E. CAMILLI	RC2	01:35:02.3	+ 17.2	+ 28:58.0
50	109	 S. SOUTHALL	NAT4	01:35:24.0	+ 21.7	+ 29:19.7
51	97	 J. MORRISON	NAT4	00:02:00	01:35:44.6	+ 20.6 + 29:40.3
52	106	 S. HIJAZI	NAT3	01:40:08.9	+ 04:24.3	+ 34:04.6
53	44	WRC2  C. INGRAM	RC2	01:51:54.6	+ 11:45.7	+ 45:50.3
54	111	 N. ANDREW	NAT4	02:06:12.8	+ 14:18.2	+ 01:00:08.5
55	96	 K. HORGAN	NAT2	02:12:02.9	+ 05:50.1	+ 01:05:58.6