

Dayinsure Wales Rally GB



























Combined Classification After Brenig 2

























Stage Times














Pos.	No.	Driver	Class	Time	Prev.	1st
1	8	O. TÄNAK	RC1	16:30.5		
2	5	T. NEUVILLE	RC1	16:36.5	+ 06.0	+ 06.0
3	1	S. OGIER	RC1	16:37.7	+ 01.2	+ 07.2
4	9	E. LAPPI	RC1	16:39.1	+ 01.4	+ 08.6
5	7	J. LATVALA	RC1	16:46.6	+ 07.5	+ 16.1
6	11	C. BREEN	RC1	16:46.9	+ 00.3	+ 16.4
7	4	A. MIKKELSEN	RC1	16:51.7	+ 04.8	+ 21.2
8	10	M. OSTBERG	RC1	16:52.4	+ 00.7	+ 21.9
9	3	T. SUNINEN	RC1	16:52.5	+ 00.1	+ 22.0
10	6	H. PADDON	RC1	16:52.6	+ 00.1	+ 22.1
11	36	K. ROVANPERÄ	RC2	17:29.4	+ 36.8	+ 58.9
12	32	G. GREENSMITH	RC2	17:36.8	+ 07.4	+ 01:06.3
13	31	P. TIDEMAND	RC2	17:43.4	+ 06.6	+ 01:12.9
14	82	D. BOGIE	RC2	17:44.6	+ 01.2	+ 01:14.1
15	37	J. HUTTUNEN	RC2	17:45.7	+ 01.1	+ 01:15.2

Overall

Pos.	No.	Elig.	Driver	Class	Pen.	Time	Prev.	1st
1	8	M	O. TÄNAK	RC1		55:45.5		
2	5	M	T. NEUVILLE	RC1		56:16.7	+ 31.2	+ 31.2
3	7	M	J. LATVALA	RC1		56:18.3	+ 01.6	+ 32.8
4	9	M	E. LAPPI	RC1		56:21.7	+ 03.4	+ 36.2
5	1	M	S. OGIER	RC1		56:22.5	+ 00.8	+ 37.0
6	11	M	C. BREEN	RC1		56:29.8	+ 07.3	+ 44.3
7	3	M	T. SUNINEN	RC1		56:30.9	+ 01.1	+ 45.4
8	10	M	M. OSTBERG	RC1		56:42.3	+ 11.4	+ 56.8
9	6	M	H. PADDON	RC1		56:44.1	+ 01.8	+ 58.6
10	4	M	A. MIKKELSEN	RC1		57:01.3	+ 17.2	+ 01:15.8
11	36	WRC2	K. ROVANPERÄ	RC2		58:28.4	+ 01:27.1	+ 02:42.9
12	31	WRC2	P. TIDEMAND	RC2		59:23.7	+ 55.3	+ 03:38.2
13	32	WRC2	G. GREENSMITH	RC2		59:25.7	+ 02.0	+ 03:40.2
14	84		T. CAVE	RC2		59:40.7	+ 15.0	+ 03:55.2
15	82		D. BOGIE	RC2		59:54.6	+ 13.9	+ 04:09.1

16	84	 T. CAVE	RC2	17:45.9	+ 00.2	+ 01:15.4
17	33	 L. PIENIAZEK	RC2	17:48.3	+ 02.4	+ 01:17.8
18	35	 O. VEIBY	RC2	17:51.8	+ 03.5	+ 01:21.3
19	38	 P. LOUBET	RC2	17:54.8	+ 03.0	+ 01:24.3
20	40	 S. LEFEBVRE	RC2	18:04.6	+ 09.8	+ 01:34.1
21	41	 M. BULACIA WILKINSON	RC2	18:24.3	+ 19.7	+ 01:53.8
22	83	 R. YATES	RC2	18:27.0	+ 02.7	+ 01:56.5
23	85	 G. GILL	RC2	19:09.3	+ 42.3	+ 02:38.8
24	89	 P. NOBRE	RC2	19:25.8	+ 16.5	+ 02:55.3
25	86	 A. LAFFEY	RC2	19:28.9	+ 03.1	+ 02:58.4
26	87	 E. BOLAND	RC2	20:10.2	+ 41.3	+ 03:39.7
27	64	 T. WILLIAMS	RC4	20:24.8	+ 14.6	+ 03:54.3
28	81	 M. EDWARDS	RC2	20:34.0	+ 09.2	+ 04:03.5
29	93	 J. WILLIAMS	RC4	20:43.6	+ 09.6	+ 04:13.1
30	88	 S. KAKAD	NAT2	20:51.1	+ 07.5	+ 04:20.6
31	42	 S. TEMPESTINI	RC2	21:00.3	+ 09.2	+ 04:29.8
32	97	 J. MORRISON	NAT4	21:03.4	+ 03.1	+ 04:32.9
33	62	 E. BRAZZOLI	RC4	21:24.1	+ 20.7	+ 04:53.6
34	63	 L. COOK	RC4	21:24.7	+ 00.6	+ 04:54.2
35	95	 T. JARDINE	NAT4	21:29.0	+ 04.3	+ 04:58.5
36	101	 F. RETSON	NAT2	21:29.0		+ 04:58.5
37	100	 J. REYNOLDS	NAT2	21:29.3	+ 00.3	+ 04:58.8
38	105	 B. LANG	NAT2	22:04.3	+ 35.0	+ 05:33.8
39	92	 S. ROKLAND	NAT2	22:13.7	+ 09.4	+ 05:43.2

16	37	WRC2	 J. HUTTUNEN	RC2	01:00:01.9	+ 07.3	+ 04:16.4
17	38	WRC2	 P. LOUBET	RC2	01:00:09.0	+ 07.1	+ 04:23.5
18	40	WRC2	 S. LEFEBVRE	RC2	01:00:14.9	+ 05.9	+ 04:29.4
19	33	WRC2	 L. PIENIAZEK	RC2	01:01:19.7	+ 01:04.8	+ 05:34.2
20	35	WRC2	 O. VEIBY	RC2	01:01:51.0	+ 31.3	+ 06:05.5
21	83		 R. YATES	RC2	01:01:55.5	+ 04.5	+ 06:10.0
22	41	WRC2	 M. BULACIA WILKINSON	RC2	01:02:45.0	+ 49.5	+ 06:59.5
23	81		 M. EDWARDS	RC2	01:03:12.4	+ 27.4	+ 07:26.9
24	42	WRC2	 S. TEMPESTINI	RC2	01:04:02.1	+ 49.7	+ 08:16.6
25	85		 G. GILL	RC2	01:04:12.9	+ 10.8	+ 08:27.4
26	86		 A. LAFFEY	RC2	01:04:32.0	+ 19.1	+ 08:46.5
27	34	WRC2	 F. ANDOLFI	RC2	01:05:03.8	+ 31.8	+ 09:18.3
28	89		 P. NOBRE	RC2	01:05:20.9	+ 17.1	+ 09:35.4
29	87		 E. BOLAND	RC2	01:08:31.4	+ 03:10.5	+ 12:45.9
30	64	WRC3	 T. WILLIAMS	RC4	01:08:39.4	+ 08.0	+ 12:53.9
31	93		 J. WILLIAMS	RC4	01:09:46.6	+ 01:07.2	+ 14:01.1
32	2	M	 E. EVANS	RC1	01:09:54.4	+ 07.8	+ 14:08.9
33	92		 S. ROKLAND	NAT2	01:10:42.1	+ 47.7	+ 14:56.6
34	62	WRC3	 E. BRAZZOLI	RC4	01:11:38.2	+ 56.1	+ 15:52.7
35	88		 S. KAKAD	NAT2	01:11:38.9	+ 00.7	+ 15:53.4
36	100		 J. REYNOLDS	NAT2	01:12:32.9	+ 54.0	+ 16:47.4
37	101		 F. RETSON	NAT2	01:12:34.5	+ 01.6	+ 16:49.0
38	95		 T. JARDINE	NAT4	01:13:15.2	+ 40.7	+ 17:29.7
39	63	WRC3	 L. COOK	RC4	01:13:48.8	+ 33.6	+ 18:03.3

40	34		F. ANDOLFI	RC2	22:37.7	+ 24.0	+ 06:07.2
41	109		S. SOUTHALL	NAT4	22:41.6	+ 03.9	+ 06:11.1
42	99		S. PARTRIDGE	NAT4	23:03.3	+ 21.7	+ 06:32.8
43	108		J. MULHOLLAND	NAT2	23:17.9	+ 14.6	+ 06:47.4
44	107		N. TEJPAR	RC4	23:23.6	+ 05.7	+ 06:53.1
45	104		A. WATERMAN	RC4	23:28.8	+ 05.2	+ 06:58.3
46	2		E. EVANS	RC1	23:30.5	+ 01.7	+ 07:00.0
47	39		N. SOLANS	RC2	24:29.4	+ 58.9	+ 07:58.9
48	43		E. CAMILLI	RC2	24:29.4		+ 07:58.9
49	44		C. INGRAM	RC2	24:29.4		+ 07:58.9
50	102		S. WILKINSON	RC2	24:44.6	+ 15.2	+ 08:14.1
51	106		S. HIJAZI	NAT3	25:04.7	+ 20.1	+ 08:34.2
52	61		T. LARIO	RC4	25:20.9	+ 16.2	+ 08:50.4
53	91		J. FRANCESCHI	RC4	25:55.4	+ 34.5	+ 09:24.9
54	94		W. CREIGHTON	RC4	27:43.6	+ 01:48.2	+ 11:13.1
55	96		K. HORGAN	NAT2	27:51.1	+ 07.5	+ 11:20.6
56	110		I. EVANS	NAT4	28:03.4	+ 12.3	+ 11:32.9
57	111		N. ANDREW	NAT4	28:03.4		+ 11:32.9

40	91		J. FRANCESCHI	RC4		01:14:08.9	+ 20.1	+ 18:23.4
41	39	WRC2		N. SOLANS	RC2	01:14:09.7	+ 00.8	+ 18:24.2
42	61	WRC3		T. LARIO	RC4	01:15:06.3	+ 56.6	+ 19:20.8
43	105		B. LANG	NAT2		01:15:09.4	+ 03.1	+ 19:23.9
44	109		S. SOUTHALL	NAT4		01:15:31.8	+ 22.4	+ 19:46.3
45	99		S. PARTRIDGE	NAT4	00:00:10	01:16:01.5	+ 29.7	+ 20:16.0
46	102		S. WILKINSON	RC2		01:16:23.7	+ 22.2	+ 20:38.2
47	108		J. MULHOLLAND	NAT2		01:17:08.4	+ 44.7	+ 21:22.9
48	107		N. TEJPAR	RC4		01:17:15.2	+ 06.8	+ 21:29.7
49	43	WRC2		E. CAMILLI	RC2	01:17:18.0	+ 02.8	+ 21:32.5
50	104		A. WATERMAN	RC4		01:17:22.5	+ 04.5	+ 21:37.0
51	97		J. MORRISON	NAT4	00:02:00	01:22:16.5	+ 04:54.0	+ 26:31.0
52	106		S. HIJAZI	NAT3		01:24:08.6	+ 01:52.1	+ 28:23.1
53	44	WRC2		C. INGRAM	RC2	01:34:10.3	+ 10:01.7	+ 38:24.8
54	111		N. ANDREW	NAT4		01:45:44.7	+ 11:34.4	+ 49:59.2
55	96		K. HORGAN	NAT2		01:52:12.1	+ 06:27.4	+ 56:26.6