

# Dayinsure Wales Rally GB



## Combined Classification After Brenig 1

























### Stage Times



















Pos.	No.	Driver	Class	Time	Prev.	1st
1	8	O. TÄNAK	RC1	16:52.4		
2	2	E. EVANS	RC1	16:55.4	+ 03.0	+ 03.0
3	1	S. OGIER	RC1	16:58.8	+ 03.4	+ 06.4
4	3	T. SUNINEN	RC1	17:01.3	+ 02.5	+ 08.9
5	11	C. BREEN	RC1	17:03.3	+ 02.0	+ 10.9
6	5	T. NEUVILLE	RC1	17:06.1	+ 02.8	+ 13.7
7	7	J. LATVALA	RC1	17:06.6	+ 00.5	+ 14.2
8	10	M. OSTBERG	RC1	17:07.2	+ 00.6	+ 14.8
9	9	E. LAPPI	RC1	17:08.5	+ 01.3	+ 16.1
10	6	H. PADDON	RC1	17:11.0	+ 02.5	+ 18.6
11	4	A. MIKKELSEN	RC1	17:15.6	+ 04.6	+ 23.2
12	36	K. ROVANPERÄ	RC2	17:29.7	+ 14.1	+ 37.3
13	84	T. CAVE	RC2	17:53.6	+ 23.9	+ 01:01.2
14	82	D. BOGIE	RC2	17:54.3	+ 00.7	+ 01:01.9
15	32	G. GREENSMITH	RC2	17:55.9	+ 01.6	+ 01:03.5


















### Overall

Pos.	No.	Elig.	Driver	Class	Pen.	Time	Prev.	1st
1	8	M	O. TÄNAK	RC1		22:22.1		
2	2	M	E. EVANS	RC1		22:27.5	+ 05.4	+ 05.4
3	1	M	S. OGIER	RC1		22:29.4	+ 01.9	+ 07.3
4	3	M	T. SUNINEN	RC1		22:36.3	+ 06.9	+ 14.2
5	11	M	C. BREEN	RC1		22:36.6	+ 00.3	+ 14.5
6	5	M	T. NEUVILLE	RC1		22:37.1	+ 00.5	+ 15.0
7	7	M	J. LATVALA	RC1		22:38.2	+ 01.1	+ 16.1
8	10	M	M. OSTBERG	RC1		22:40.1	+ 01.9	+ 18.0
9	9	M	E. LAPPI	RC1		22:43.9	+ 03.8	+ 21.8
10	6	M	H. PADDON	RC1		22:44.4	+ 00.5	+ 22.3
11	4	M	A. MIKKELSEN	RC1		22:48.7	+ 04.3	+ 26.6
12	36	WRC2	K. ROVANPERÄ	RC2		23:11.1	+ 22.4	+ 49.0
13	84		T. CAVE	RC2		23:39.3	+ 28.2	+ 01:17.2
14	32	WRC2	G. GREENSMITH	RC2		23:41.4	+ 02.1	+ 01:19.3
15	31	WRC2	P. TIDEMAND	RC2		23:47.0	+ 05.6	+ 01:24.9

16	31	 P. TIDEMAND	RC2	17:58.2	+ 02.3	+ 01:05.8
17	44	 C. INGRAM	RC2	18:00.1	+ 01.9	+ 01:07.7
18	37	 J. HUTTUNEN	RC2	18:03.1	+ 03.0	+ 01:10.7
19	38	 P. LOUBET	RC2	18:03.9	+ 00.8	+ 01:11.5
20	39	 N. SOLANS	RC2	18:06.3	+ 02.4	+ 01:13.9
21	81	 M. EDWARDS	RC2	18:10.7	+ 04.4	+ 01:18.3
22	34	 F. ANDOLFI	RC2	18:13.2	+ 02.5	+ 01:20.8
23	40	 S. LEFEBVRE	RC2	18:14.2	+ 01.0	+ 01:21.8
24	33	 L. PIENIAZEK	RC2	18:15.2	+ 01.0	+ 01:22.8
25	35	 O. VEIBY	RC2	18:18.8	+ 03.6	+ 01:26.4
26	42	 S. TEMPESTINI	RC2	18:22.3	+ 03.5	+ 01:29.9
27	83	 R. YATES	RC2	18:34.6	+ 12.3	+ 01:42.2
28	41	 M. BULACIA WILKINSON	RC2	19:01.9	+ 27.3	+ 02:09.5
29	86	 A. LAFFEY	RC2	19:10.1	+ 08.2	+ 02:17.7
30	85	 G. GILL	RC2	19:37.8	+ 27.7	+ 02:45.4
31	89	 P. NOBRE	RC2	19:41.3	+ 03.5	+ 02:48.9
32	87	 E. BOLAND	RC2	20:18.0	+ 36.7	+ 03:25.6
33	91	 J. FRANCESCHI	RC4	20:29.3	+ 11.3	+ 03:36.9
34	92	 S. ROKLAND	NAT2	20:29.7	+ 00.4	+ 03:37.3
35	64	 T. WILLIAMS	RC4	20:33.4	+ 03.7	+ 03:41.0
36	97	 J. MORRISON	NAT4	20:38.3	+ 04.9	+ 03:45.9
37	93	 J. WILLIAMS	RC4	20:45.4	+ 07.1	+ 03:53.0
38	88	 S. KAKAD	NAT2	20:48.0	+ 02.6	+ 03:55.6
39	111	 N. ANDREW	NAT4	21:01.3	+ 13.3	+ 04:08.9

16	82	 D. BOGIE	RC2	23:48.3	+ 01.3	+ 01:26.2
17	37	WRC2  J. HUTTUNEN	RC2	23:51.4	+ 03.1	+ 01:29.3
18	38	WRC2  P. LOUBET	RC2	23:53.7	+ 02.3	+ 01:31.6
19	44	WRC2  C. INGRAM	RC2	23:54.9	+ 01.2	+ 01:32.8
20	40	WRC2  S. LEFEBVRE	RC2	24:01.3	+ 06.4	+ 01:39.2
21	39	WRC2  N. SOLANS	RC2	24:02.4	+ 01.1	+ 01:40.3
22	34	WRC2  F. ANDOLFI	RC2	24:05.5	+ 03.1	+ 01:43.4
23	33	WRC2  L. PIENIAZEK	RC2	24:06.3	+ 00.8	+ 01:44.2
24	35	WRC2  O. VEIBY	RC2	24:07.7	+ 01.4	+ 01:45.6
25	81	 M. EDWARDS	RC2	24:07.9	+ 00.2	+ 01:45.8
26	42	WRC2  S. TEMPESTINI	RC2	24:18.0	+ 10.1	+ 01:55.9
27	83	 R. YATES	RC2	24:38.1	+ 20.1	+ 02:16.0
28	41	WRC2  M. BULACIA WILKINSON	RC2	25:13.5	+ 35.4	+ 02:51.4
29	86	 A. LAFFEY	RC2	25:24.4	+ 10.9	+ 03:02.3
30	85	 G. GILL	RC2	25:51.9	+ 27.5	+ 03:29.8
31	89	 P. NOBRE	RC2	26:01.2	+ 09.3	+ 03:39.1
32	91	 J. FRANCESCHI	RC4	27:08.1	+ 01:06.9	+ 04:46.0
33	92	 S. ROKLAND	NAT2	27:16.4	+ 08.3	+ 04:54.3
34	87	 E. BOLAND	RC2	27:17.8	+ 01.4	+ 04:55.7
35	64	WRC3  T. WILLIAMS	RC4	27:19.4	+ 01.6	+ 04:57.3
36	43	WRC2  E. CAMILLI	RC2	27:29.8	+ 10.4	+ 05:07.7
37	93	 J. WILLIAMS	RC4	27:42.3	+ 12.5	+ 05:20.2
38	88	 S. KAKAD	NAT2	27:45.6	+ 03.3	+ 05:23.5
39	111	 N. ANDREW	NAT4	27:56.8	+ 11.2	+ 05:34.7

40	95	 T. JARDINE	NAT4	21:03.2	+ 01.9	+ 04:10.8
41	101	 F. RETSON	NAT2	21:03.4	+ 00.2	+ 04:11.0
42	100	 J. REYNOLDS	NAT2	21:08.1	+ 04.7	+ 04:15.7
43	62	 E. BRAZZOLI	RC4	21:20.1	+ 12.0	+ 04:27.7
44	105	 B. LANG	NAT2	21:29.9	+ 09.8	+ 04:37.5
45	61	 T. LARIO	RC4	21:32.1	+ 02.2	+ 04:39.7
46	102	 S. WILKINSON	RC2	21:38.9	+ 06.8	+ 04:46.5
47	43	 E. CAMILLI	RC2	21:44.5	+ 05.6	+ 04:52.1
48	109	 S. SOUTHALL	NAT4	21:50.3	+ 05.8	+ 04:57.9
49	110	 I. EVANS	NAT4	22:09.3	+ 19.0	+ 05:16.9
50	99	 S. PARTRIDGE	NAT4	22:10.9	+ 01.6	+ 05:18.5
51	63	 L. COOK	RC4	22:16.4	+ 05.5	+ 05:24.0
52	104	 A. WATERMAN	RC4	22:22.0	+ 05.6	+ 05:29.6
53	107	 N. TEJPAR	RC4	22:22.4	+ 00.4	+ 05:30.0
54	108	 J. MULHOLLAND	NAT2	22:23.0	+ 00.6	+ 05:30.6
55	106	 S. HIJAZI	NAT3	24:20.3	+ 01:57.3	+ 07:27.9
56	94	 W. CREIGHTON	RC4	27:29.3	+ 03:09.0	+ 10:36.9
57	96	 K. HORGAN	NAT2	27:29.7	+ 00.4	+ 10:37.3

40	101	 F. RETSON	NAT2	28:03.2	+ 06.4	+ 05:41.1
41	100	 J. REYNOLDS	NAT2	28:10.3	+ 07.1	+ 05:48.2
42	62	WRC3  E. BRAZZOLI	RC4	28:13.6	+ 03.3	+ 05:51.5
43	61	WRC3  T. LARIO	RC4	28:16.2	+ 02.6	+ 05:54.1
44	95	 T. JARDINE	NAT4	28:24.1	+ 07.9	+ 06:02.0
45	105	 B. LANG	NAT2	28:30.1	+ 06.0	+ 06:08.0
46	102	 S. WILKINSON	RC2	28:54.5	+ 24.4	+ 06:32.4
47	109	 S. SOUTHALL	NAT4	29:01.9	+ 07.4	+ 06:39.8
48	63	WRC3  L. COOK	RC4	29:27.5	+ 25.6	+ 07:05.4
49	99	 S. PARTRIDGE	NAT4	29:28.0	+ 00.5	+ 07:05.9
50	110	 I. EVANS	NAT4	29:29.9	+ 01.9	+ 07:07.8
51	107	 N. TEJPAR	RC4	29:38.3	+ 08.4	+ 07:16.2
52	104	 A. WATERMAN	RC4	29:42.9	+ 04.6	+ 07:20.8
53	108	 J. MULHOLLAND	NAT2	29:45.4	+ 02.5	+ 07:23.3
54	106	 S. HIJAZI	NAT3	32:19.1	+ 02:33.7	+ 09:57.0
55	96	 K. HORGAN	NAT2	35:09.0	+ 02:49.9	+ 12:46.9
56	97	 J. MORRISON	NAT4	00:02:00 39:28.6	+ 04:19.6	+ 17:06.5