

Dayinsure Wales Rally GB



























Combined Classification After Clocaenog 1























Stage Times


















Pos.	No.	Driver	Class	Time	Prev.	1st
1	8	O. TÄNAK	RC1	04:07.2		
2	2	E. EVANS	RC1	04:07.5	+ 00.3	+ 00.3
3	10	M. OSTBERG	RC1	04:08.3	+ 00.8	+ 01.1
4	1	S. OGIER	RC1	04:08.3		+ 01.1
5	5	T. NEUVILLE	RC1	04:09.1	+ 00.8	+ 01.9
6	11	C. BREEN	RC1	04:09.2	+ 00.1	+ 02.0
7	7	J. LATVALA	RC1	04:09.7	+ 00.5	+ 02.5
8	4	A. MIKKELSEN	RC1	04:09.8	+ 00.1	+ 02.6
9	6	H. PADDON	RC1	04:09.9	+ 00.1	+ 02.7
10	3	T. SUNINEN	RC1	04:11.2	+ 01.3	+ 04.0
11	9	E. LAPPI	RC1	04:13.8	+ 02.6	+ 06.6
12	36	K. ROVANPERÄ	RC2	04:17.6	+ 03.8	+ 10.4
13	84	T. CAVE	RC2	04:18.6	+ 01.0	+ 11.4
14	43	E. CAMILLI	RC2	04:19.2	+ 00.6	+ 12.0
15	32	G. GREENSMITH	RC2	04:19.5	+ 00.3	+ 12.3

Overall

Pos.	No.	Elig.	Driver	Class	Pen.	Time	Prev.	1st
1	8	M	O. TÄNAK	RC1		05:29.7		
2	1	M	S. OGIER	RC1		05:30.6	+ 00.9	+ 00.9
3	5	M	T. NEUVILLE	RC1		05:31.0	+ 00.4	+ 01.3
4	7	M	J. LATVALA	RC1		05:31.6	+ 00.6	+ 01.9
5	2	M	E. EVANS	RC1		05:32.1	+ 00.5	+ 02.4
6	10	M	M. OSTBERG	RC1		05:32.9	+ 00.8	+ 03.2
7	4	M	A. MIKKELSEN	RC1		05:33.1	+ 00.2	+ 03.4
8	11	M	C. BREEN	RC1		05:33.3	+ 00.2	+ 03.6
9	6	M	H. PADDON	RC1		05:33.4	+ 00.1	+ 03.7
10	3	M	T. SUNINEN	RC1		05:35.0	+ 01.6	+ 05.3
11	9	M	E. LAPPI	RC1		05:35.4	+ 00.4	+ 05.7
12	36	WRC2	K. ROVANPERÄ	RC2		05:41.4	+ 06.0	+ 11.7
13	43	WRC2	E. CAMILLI	RC2		05:45.3	+ 03.9	+ 15.6
14	32	WRC2	G. GREENSMITH	RC2		05:45.5	+ 00.2	+ 15.8
15	84		T. CAVE	RC2		05:45.7	+ 00.2	+ 16.0

16	40	 S. LEFEBVRE	RC2	04:21.8	+ 02.3	+ 14.6
17	37	 J. HUTTUNEN	RC2	04:22.0	+ 00.2	+ 14.8
18	82	 D. BOGIE	RC2	04:22.1	+ 00.1	+ 14.9
19	38	 P. LOUBET	RC2	04:22.7	+ 00.6	+ 15.5
20	35	 O. VEIBY	RC2	04:23.3	+ 00.6	+ 16.1
21	33	 L. PIENIAZEK	RC2	04:24.4	+ 01.1	+ 17.2
22	31	 P. TIDEMAND	RC2	04:24.4		+ 17.2
23	81	 M. EDWARDS	RC2	04:26.7	+ 02.3	+ 19.5
24	34	 F. ANDOLFI	RC2	04:26.9	+ 00.2	+ 19.7
25	44	 C. INGRAM	RC2	04:27.0	+ 00.1	+ 19.8
26	42	 S. TEMPESTINI	RC2	04:28.3	+ 01.3	+ 21.1
27	39	 N. SOLANS	RC2	04:31.4	+ 03.1	+ 24.2
28	83	 R. YATES	RC2	04:35.2	+ 03.8	+ 28.0
29	86	 A. LAFFEY	RC2	04:40.2	+ 05.0	+ 33.0
30	41	 M. BULACIA WILKINSON	RC2	04:44.8	+ 04.6	+ 37.6
31	85	 G. GILL	RC2	04:45.8	+ 01.0	+ 38.6
32	89	 P. NOBRE	RC2	04:48.2	+ 02.4	+ 41.0
33	87	 E. BOLAND	RC2	05:01.8	+ 13.6	+ 54.6
34	91	 J. FRANCESCHI	RC4	05:03.2	+ 01.4	+ 56.0
35	94	 W. CREIGHTON	RC4	05:03.7	+ 00.5	+ 56.5
36	61	 T. LARIO	RC4	05:05.3	+ 01.6	+ 58.1
37	92	 S. ROKLAND	NAT2	05:06.1	+ 00.8	+ 58.9
38	93	 J. WILLIAMS	RC4	05:06.6	+ 00.5	+ 59.4
39	97	 J. MORRISON	NAT4	05:06.7	+ 00.1	+ 59.5

16	40	WRC2	 S. LEFEBVRE	RC2	05:47.1	+ 01.4	+ 17.4
17	37	WRC2	 J. HUTTUNEN	RC2	05:48.3	+ 01.2	+ 18.6
18	31	WRC2	 P. TIDEMAND	RC2	05:48.8	+ 00.5	+ 19.1
19	35	WRC2	 O. VEIBY	RC2	05:48.9	+ 00.1	+ 19.2
20	38	WRC2	 P. LOUBET	RC2	05:49.8	+ 00.9	+ 20.1
21	33	WRC2	 L. PIENIAZEK	RC2	05:51.1	+ 01.3	+ 21.4
22	34	WRC2	 F. ANDOLFI	RC2	05:52.3	+ 01.2	+ 22.6
23	82		 D. BOGIE	RC2	05:54.0	+ 01.7	+ 24.3
24	44	WRC2	 C. INGRAM	RC2	05:54.8	+ 00.8	+ 25.1
25	42	WRC2	 S. TEMPESTINI	RC2	05:55.7	+ 00.9	+ 26.0
26	39	WRC2	 N. SOLANS	RC2	05:56.1	+ 00.4	+ 26.4
27	81		 M. EDWARDS	RC2	05:57.2	+ 01.1	+ 27.5
28	83		 R. YATES	RC2	06:03.5	+ 06.3	+ 33.8
29	41	WRC2	 M. BULACIA WILKINSON	RC2	06:11.6	+ 08.1	+ 41.9
30	85		 G. GILL	RC2	06:14.1	+ 02.5	+ 44.4
31	86		 A. LAFFEY	RC2	06:14.3	+ 00.2	+ 44.6
32	89		 P. NOBRE	RC2	06:19.9	+ 05.6	+ 50.2
33	91		 J. FRANCESCHI	RC4	06:38.8	+ 18.9	+ 01:09.1
34	61	WRC3	 T. LARIO	RC4	06:44.1	+ 05.3	+ 01:14.4
35	94		 W. CREIGHTON	RC4	06:45.8	+ 01.7	+ 01:16.1
36	64	WRC3	 T. WILLIAMS	RC4	06:46.0	+ 00.2	+ 01:16.3
37	92		 S. ROKLAND	NAT2	06:46.7	+ 00.7	+ 01:17.0
38	62	WRC3	 E. BRAZZOLI	RC4	06:53.5	+ 06.8	+ 01:23.8
39	111		 N. ANDREW	NAT4	06:55.5	+ 02.0	+ 01:25.8

40	64	 T. WILLIAMS	RC4	05:07.7	+ 01.0	+ 01:00.5
41	62	 E. BRAZZOLI	RC4	05:10.1	+ 02.4	+ 01:02.9
42	88	 S. KAKAD	NAT2	05:10.9	+ 00.8	+ 01:03.7
43	111	 N. ANDREW	NAT4	05:11.6	+ 00.7	+ 01:04.4
44	95	 T. JARDINE	NAT4	05:12.2	+ 00.6	+ 01:05.0
45	105	 B. LANG	NAT2	05:13.6	+ 01.4	+ 01:06.4
46	100	 J. REYNOLDS	NAT2	05:13.7	+ 00.1	+ 01:06.5
47	101	 F. RETSON	NAT2	05:14.6	+ 00.9	+ 01:07.4
48	63	 L. COOK	RC4	05:19.4	+ 04.8	+ 01:12.2
49	107	 N. TEJPAR	RC4	05:24.7	+ 05.3	+ 01:17.5
50	99	 S. PARTRIDGE	NAT4	05:27.0	+ 02.3	+ 01:19.8
51	109	 S. SOUTHALL	NAT4	05:28.0	+ 01.0	+ 01:20.8
52	96	 K. HORGAN	NAT2	05:31.1	+ 03.1	+ 01:23.9
53	104	 A. WATERMAN	RC4	05:31.7	+ 00.6	+ 01:24.5
54	108	 J. MULHOLLAND	NAT2	05:31.8	+ 00.1	+ 01:24.6
55	110	 I. EVANS	NAT4	05:32.0	+ 00.2	+ 01:24.8
56	102	 S. WILKINSON	RC2	05:33.7	+ 01.7	+ 01:26.5
57	106	 S. HIJAZI	NAT3	06:06.8	+ 33.1	+ 01:59.6

40	93	 J. WILLIAMS	RC4		06:56.9	+ 01.4	+ 01:27.2
41	88	 S. KAKAD	NAT2		06:57.6	+ 00.7	+ 01:27.9
42	101	 F. RETSON	NAT2		06:59.8	+ 02.2	+ 01:30.1
43	87	 E. BOLAND	RC2		06:59.8		+ 01:30.1
44	105	 B. LANG	NAT2		07:00.2	+ 00.4	+ 01:30.5
45	100	 J. REYNOLDS	NAT2		07:02.2	+ 02.0	+ 01:32.5
46	63	WRC3  L. COOK	RC4		07:11.1	+ 08.9	+ 01:41.4
47	109	 S. SOUTHALL	NAT4		07:11.6	+ 00.5	+ 01:41.9
48	102	 S. WILKINSON	RC2		07:15.6	+ 04.0	+ 01:45.9
49	107	 N. TEJPAR	RC4		07:15.9	+ 00.3	+ 01:46.2
50	99	 S. PARTRIDGE	NAT4		07:17.1	+ 01.2	+ 01:47.4
51	110	 I. EVANS	NAT4		07:20.6	+ 03.5	+ 01:50.9
52	104	 A. WATERMAN	RC4		07:20.9	+ 00.3	+ 01:51.2
53	95	 T. JARDINE	NAT4		07:20.9		+ 01:51.2
54	108	 J. MULHOLLAND	NAT2		07:22.4	+ 01.5	+ 01:52.7
55	96	 K. HORGAN	NAT2		07:39.3	+ 16.9	+ 02:09.6
56	106	 S. HIJAZI	NAT3		07:58.8	+ 19.5	+ 02:29.1
57	97	 J. MORRISON	NAT4	00:02:00	18:50.3	+ 10:51.5	+ 13:20.6