

Dayinsure Wales Rally GB



























Combined Classification After Gwydir 2

Stage Times

Pos.	No.	Driver	Class	Time	Prev.	1st
1	1	S. OGIER	RC1	09:30.4		
2	7	J. LATVALA	RC1	09:33.7	+ 03.3	+ 03.3
3	5	T. NEUVILLE	RC1	09:35.7	+ 02.0	+ 05.3
4	8	O. TÄNAK	RC1	09:37.3	+ 01.6	+ 06.9
5	6	H. PADDON	RC1	09:38.2	+ 00.9	+ 07.8
6	2	E. EVANS	RC1	09:38.5	+ 00.3	+ 08.1
7	9	E. LAPPI	RC1	09:39.2	+ 00.7	+ 08.8
8	4	A. MIKKELSEN	RC1	09:43.2	+ 04.0	+ 12.8
9	11	C. BREEN	RC1	09:48.5	+ 05.3	+ 18.1
10	10	M. OSTBERG	RC1	09:48.9	+ 00.4	+ 18.5
11	43	E. CAMILLI	RC2	09:54.6	+ 05.7	+ 24.2
12	34	F. ANDOLFI	RC2	09:56.0	+ 01.4	+ 25.6
13	36	K. ROVANPERÄ	RC2	09:57.3	+ 01.3	+ 26.9
14	37	J. HUTTUNEN	RC2	09:57.9	+ 00.6	+ 27.5
15	39	N. SOLANS	RC2	10:02.4	+ 04.5	+ 32.0

Overall

Pos.	No.	Elig.	Driver	Class	Pen.	Time	Prev.	1st
1	1	M	S. OGIER	RC1		03:02:13.2		
2	7	M	J. LATVALA	RC1		03:02:16.3	+ 03.1	+ 03.1
3	9	M	E. LAPPI	RC1		03:02:39.0	+ 22.7	+ 25.8
4	11	M	C. BREEN	RC1		03:03:15.9	+ 36.9	+ 01:02.7
5	5	M	T. NEUVILLE	RC1		03:03:24.1	+ 08.2	+ 01:10.9
6	4	M	A. MIKKELSEN	RC1		03:03:24.7	+ 00.6	+ 01:11.5
7	6	M	H. PADDON	RC1		03:03:26.7	+ 02.0	+ 01:13.5
8	10	M	M. OSTBERG	RC1		03:03:30.4	+ 03.7	+ 01:17.2
9	36	WRC2	K. ROVANPERÄ	RC2		03:11:04.7	+ 07:34.3	+ 08:51.5
10	31	WRC2	P. TIDEMAND	RC2		03:12:40.4	+ 01:35.7	+ 10:27.2
11	32	WRC2	G. GREENSMITH	RC2		03:13:17.9	+ 37.5	+ 11:04.7
12	37	WRC2	J. HUTTUNEN	RC2		03:14:03.7	+ 45.8	+ 11:50.5
13	40	WRC2	S. LEFEBVRE	RC2		03:15:26.7	+ 01:23.0	+ 13:13.5
14	33	WRC2	L. PIENIAZEK	RC2		03:17:11.4	+ 01:44.7	+ 14:58.2
15	42	WRC2	S. TEMPESTINI	RC2		03:19:41.0	+ 02:29.6	+ 17:27.8

16	32	 G. GREENSMITH	RC2	10:02.6	+ 00.2	+ 32.2
17	44	 C. INGRAM	RC2	10:05.8	+ 03.2	+ 35.4
18	42	 S. TEMPESTINI	RC2	10:06.2	+ 00.4	+ 35.8
19	40	 S. LEFEBVRE	RC2	10:08.1	+ 01.9	+ 37.7
20	31	 P. TIDEMAND	RC2	10:08.2	+ 00.1	+ 37.8
21	35	 O. VEIBY	RC2	10:09.5	+ 01.3	+ 39.1
22	33	 L. PIENIAZEK	RC2	10:11.2	+ 01.7	+ 40.8
23	81	 M. EDWARDS	RC2	10:13.3	+ 02.1	+ 42.9
24	41	 M. BULACIA WILKINSON	RC2	10:17.3	+ 04.0	+ 46.9
25	86	 A. LAFFEY	RC2	10:45.2	+ 27.9	+ 01:14.8
26	89	 P. NOBRE	RC2	10:51.5	+ 06.3	+ 01:21.1
27	85	 G. GILL	RC2	10:54.2	+ 02.7	+ 01:23.8
28	87	 E. BOLAND	RC2	11:10.7	+ 16.5	+ 01:40.3
29	91	 J. FRANCESCHI	RC4	11:20.2	+ 09.5	+ 01:49.8
30	64	 T. WILLIAMS	RC4	11:28.7	+ 08.5	+ 01:58.3
31	92	 S. ROKLAND	NAT2	11:34.3	+ 05.6	+ 02:03.9
32	111	 N. ANDREW	NAT4	11:35.0	+ 00.7	+ 02:04.6
33	95	 T. JARDINE	NAT4	11:38.5	+ 03.5	+ 02:08.1
34	93	 J. WILLIAMS	RC4	11:38.9	+ 00.4	+ 02:08.5
35	61	 T. LARIO	RC4	11:42.8	+ 03.9	+ 02:12.4
36	101	 F. RETSON	NAT2	11:45.5	+ 02.7	+ 02:15.1
37	62	 E. BRAZZOLI	RC4	12:01.0	+ 15.5	+ 02:30.6
38	102	 S. WILKINSON	RC2	12:03.9	+ 02.9	+ 02:33.5
39	104	 A. WATERMAN	RC4	12:04.1	+ 00.2	+ 02:33.7

16	34	WRC2	 F. ANDOLFI	RC2	03:19:58.4	+ 17.4	+ 17:45.2	
17	81		 M. EDWARDS	RC2	03:21:06.1	+ 01:07.7	+ 18:52.9	
18	41	WRC2	 M. BULACIA WILKINSON	RC2	03:21:36.3	+ 30.2	+ 19:23.1	
19	8	M	 O. TÄNAK	RC1	03:22:41.4	+ 01:05.1	+ 20:28.2	
20	2	M	 E. EVANS	RC1	03:23:36.4	+ 55.0	+ 21:23.2	
21	86		 A. LAFFEY	RC2	03:27:08.8	+ 03:32.4	+ 24:55.6	
22	85		 G. GILL	RC2	03:28:51.5	+ 01:42.7	+ 26:38.3	
23	89		 P. NOBRE	RC2	03:30:03.3	+ 01:11.8	+ 27:50.1	
24	43	WRC2	 E. CAMILLI	RC2	03:38:12.8	+ 08:09.5	+ 35:59.6	
25	87		 E. BOLAND	RC2	03:38:26.5	+ 13.7	+ 36:13.3	
26	35	WRC2	 O. VEIBY	RC2	03:43:52.4	+ 05:25.9	+ 41:39.2	
27	92		 S. ROKLAND	NAT2	03:44:15.3	+ 22.9	+ 42:02.1	
28	64	WRC3	 T. WILLIAMS	RC4	03:45:09.0	+ 53.7	+ 42:55.8	
29	91		 J. FRANCESCHI	RC4	00:00:10	03:45:51.9	+ 42.9	+ 43:38.7
30	93		 J. WILLIAMS	RC4	00:01:20	03:49:17.0	+ 03:25.1	+ 47:03.8
31	62	WRC3	 E. BRAZZOLI	RC4		03:49:47.5	+ 30.5	+ 47:34.3
32	61	WRC3	 T. LARIO	RC4	00:00:30	03:52:04.1	+ 02:16.6	+ 49:50.9
33	95		 T. JARDINE	NAT4	00:00:30	03:53:06.6	+ 01:02.5	+ 50:53.4
34	44	WRC2	 C. INGRAM	RC2		03:56:10.0	+ 03:03.4	+ 53:56.8
35	97		 J. MORRISON	NAT4	00:02:00	03:57:08.4	+ 58.4	+ 54:55.2
36	104		 A. WATERMAN	RC4		04:01:58.9	+ 04:50.5	+ 59:45.7
37	102		 S. WILKINSON	RC2		04:02:48.0	+ 49.1	+ 01:00:34.8
38	63	WRC3	 L. COOK	RC4		04:04:32.8	+ 01:44.8	+ 01:02:19.6
39	108		 J. MULHOLLAND	NAT2		04:07:47.4	+ 03:14.6	+ 01:05:34.2

40	63	 L. COOK	RC4	12:16.2	+ 12.1	+ 02:45.8
41	109	 S. SOUTHALL	NAT4	12:17.1	+ 00.9	+ 02:46.7
42	97	 J. MORRISON	NAT4	12:19.8	+ 02.7	+ 02:49.4
43	107	 N. TEJPAR	RC4	12:25.9	+ 06.1	+ 02:55.5
44	96	 K. HORGAN	NAT2	12:27.5	+ 01.6	+ 02:57.1
45	105	 B. LANG	NAT2	12:32.0	+ 04.5	+ 03:01.6
46	108	 J. MULHOLLAND	NAT2	13:00.2	+ 28.2	+ 03:29.8
47	106	 S. HIJAZI	NAT3	13:34.5	+ 34.3	+ 04:04.1
48	100	 J. REYNOLDS	NAT2	15:48.3	+ 02:13.8	+ 06:17.9

40	100	 J. REYNOLDS	NAT2	04:15:19.0	+ 07:31.6	+ 01:13:05.8
41	101	 F. RETSON	NAT2	04:22:45.9	+ 07:26.9	+ 01:20:32.7
42	39	WRC2  N. SOLANS	RC2	04:23:38.2	+ 52.3	+ 01:21:25.0
43	107	 N. TEJPAR	RC4	04:27:49.3	+ 04:11.1	+ 01:25:36.1
44	106	 S. HIJAZI	NAT3	00:00:10 04:28:35.1	+ 45.8	+ 01:26:21.9
45	111	 N. ANDREW	NAT4	04:37:50.2	+ 09:15.1	+ 01:35:37.0
46	109	 S. SOUTHALL	NAT4	00:00:30 04:38:48.6	+ 58.4	+ 01:36:35.4
47	96	 K. HORGAN	NAT2	04:39:07.5	+ 18.9	+ 01:36:54.3
48	105	 B. LANG	NAT2	00:00:30 04:43:59.7	+ 04:52.2	+ 01:41:46.5