

Dayinsure Wales Rally GB



























Combined Classification After Great Orme Llandudno 1

Stage Times

Pos.	No.	Driver	Class	Time	Prev.	1st
1	1	S. OGIER	RC1	04:22.0		
2	7	J. LATVALA	RC1	04:25.4	+ 03.4	+ 03.4
3	5	T. NEUVILLE	RC1	04:26.6	+ 01.2	+ 04.6
4	2	E. EVANS	RC1	04:27.1	+ 00.5	+ 05.1
5	9	E. LAPPI	RC1	04:28.5	+ 01.4	+ 06.5
6	10	M. OSTBERG	RC1	04:28.5		+ 06.5
7	4	A. MIKKELSEN	RC1	04:29.4	+ 00.9	+ 07.4
8	11	C. BREEN	RC1	04:30.5	+ 01.1	+ 08.5
9	6	H. PADDON	RC1	04:31.6	+ 01.1	+ 09.6
10	34	F. ANDOLFI	RC2	04:35.9	+ 04.3	+ 13.9
11	39	N. SOLANS	RC2	04:37.7	+ 01.8	+ 15.7
12	8	O. TÄNAK	RC1	04:38.1	+ 00.4	+ 16.1
13	35	O. VEIBY	RC2	04:39.3	+ 01.2	+ 17.3
14	40	S. LEFEBVRE	RC2	04:39.3		+ 17.3
15	36	K. ROVANPERÄ	RC2	04:40.0	+ 00.7	+ 18.0

Overall

Pos.	No.	Elig.	Driver	Class	Pen.	Time	Prev.	1st
1	7	M	J. LATVALA	RC1		02:52:42.6		
2	1	M	S. OGIER	RC1		02:52:42.8	+ 00.2	+ 00.2
3	9	M	E. LAPPI	RC1		02:52:59.8	+ 17.0	+ 17.2
4	11	M	C. BREEN	RC1		02:53:27.4	+ 27.6	+ 44.8
5	4	M	A. MIKKELSEN	RC1		02:53:41.5	+ 14.1	+ 58.9
6	10	M	M. OSTBERG	RC1		02:53:41.5		+ 58.9
7	5	M	T. NEUVILLE	RC1		02:53:48.4	+ 06.9	+ 01:05.8
8	6	M	H. PADDON	RC1		02:53:48.5	+ 00.1	+ 01:05.9
9	36	WRC2	K. ROVANPERÄ	RC2		03:01:07.4	+ 07:18.9	+ 08:24.8
10	31	WRC2	P. TIDEMAND	RC2		03:02:32.2	+ 01:24.8	+ 09:49.6
11	32	WRC2	G. GREENSMITH	RC2		03:03:15.3	+ 43.1	+ 10:32.7
12	37	WRC2	J. HUTTUNEN	RC2		03:04:05.8	+ 50.5	+ 11:23.2
13	40	WRC2	S. LEFEBVRE	RC2		03:05:18.6	+ 01:12.8	+ 12:36.0
14	33	WRC2	L. PIENIAZEK	RC2		03:07:00.2	+ 01:41.6	+ 14:17.6
15	42	WRC2	S. TEMPESTINI	RC2		03:09:34.8	+ 02:34.6	+ 16:52.2

16	44	 C. INGRAM	RC2	04:40.1	+ 00.1	+ 18.1
17	42	 S. TEMPESTINI	RC2	04:40.3	+ 00.2	+ 18.3
18	33	 L. PIENIAZEK	RC2	04:40.5	+ 00.2	+ 18.5
19	81	 M. EDWARDS	RC2	04:42.1	+ 01.6	+ 20.1
20	43	 E. CAMILLI	RC2	04:42.6	+ 00.5	+ 20.6
21	37	 J. HUTTUNEN	RC2	04:42.6		+ 20.6
22	32	 G. GREENSMITH	RC2	04:45.3	+ 02.7	+ 23.3
23	31	 P. TIDEMAND	RC2	04:46.2	+ 00.9	+ 24.2
24	85	 G. GILL	RC2	04:49.5	+ 03.3	+ 27.5
25	86	 A. LAFFEY	RC2	04:51.1	+ 01.6	+ 29.1
26	41	 M. BULACIA WILKINSON	RC2	05:04.1	+ 13.0	+ 42.1
27	89	 P. NOBRE	RC2	05:04.3	+ 00.2	+ 42.3
28	91	 J. FRANCESCHI	RC4	05:08.8	+ 04.5	+ 46.8
29	101	 F. RETSON	NAT2	05:17.5	+ 08.7	+ 55.5
30	93	 J. WILLIAMS	RC4	05:19.3	+ 01.8	+ 57.3
31	97	 J. MORRISON	NAT4	05:19.4	+ 00.1	+ 57.4
32	95	 T. JARDINE	NAT4	05:24.4	+ 05.0	+ 01:02.4
33	87	 E. BOLAND	RC2	05:28.4	+ 04.0	+ 01:06.4
34	100	 J. REYNOLDS	NAT2	05:29.2	+ 00.8	+ 01:07.2
35	61	 T. LARIO	RC4	05:30.8	+ 01.6	+ 01:08.8
36	111	 N. ANDREW	NAT4	05:32.2	+ 01.4	+ 01:10.2
37	92	 S. ROKLAND	NAT2	05:34.7	+ 02.5	+ 01:12.7
38	96	 K. HORGAN	NAT2	05:36.5	+ 01.8	+ 01:14.5
39	62	 E. BRAZZOLI	RC4	05:37.1	+ 00.6	+ 01:15.1

16	34	WRC2	 F. ANDOLFI	RC2	03:10:02.4	+ 27.6	+ 17:19.8	
17	81		 M. EDWARDS	RC2	03:10:52.8	+ 50.4	+ 18:10.2	
18	41	WRC2	 M. BULACIA WILKINSON	RC2	03:11:19.0	+ 26.2	+ 18:36.4	
19	8	M	 O. TÄNAK	RC1	03:13:04.1	+ 01:45.1	+ 20:21.5	
20	2	M	 E. EVANS	RC1	03:13:57.9	+ 53.8	+ 21:15.3	
21	86		 A. LAFFEY	RC2	03:16:23.6	+ 02:25.7	+ 23:41.0	
22	85		 G. GILL	RC2	03:17:57.3	+ 01:33.7	+ 25:14.7	
23	89		 P. NOBRE	RC2	03:19:11.8	+ 01:14.5	+ 26:29.2	
24	87		 E. BOLAND	RC2	03:27:15.8	+ 08:04.0	+ 34:33.2	
25	43	WRC2	 E. CAMILLI	RC2	03:28:18.2	+ 01:02.4	+ 35:35.6	
26	92		 S. ROKLAND	NAT2	03:32:41.0	+ 04:22.8	+ 39:58.4	
27	64	WRC3	 T. WILLIAMS	RC4	03:33:40.3	+ 59.3	+ 40:57.7	
28	35	WRC2	 O. VEIBY	RC2	03:33:42.9	+ 02.6	+ 41:00.3	
29	91		 J. FRANCESCHI	RC4	00:00:10	03:34:31.7	+ 48.8	+ 41:49.1
30	93		 J. WILLIAMS	RC4	00:01:20	03:37:38.1	+ 03:06.4	+ 44:55.5
31	62	WRC3	 E. BRAZZOLI	RC4		03:37:46.5	+ 08.4	+ 45:03.9
32	61	WRC3	 T. LARIO	RC4	00:00:30	03:40:21.3	+ 02:34.8	+ 47:38.7
33	95		 T. JARDINE	NAT4	00:00:30	03:41:28.1	+ 01:06.8	+ 48:45.5
34	97		 J. MORRISON	NAT4	00:02:00	03:44:48.6	+ 03:20.5	+ 52:06.0
35	44	WRC2	 C. INGRAM	RC2		03:46:04.2	+ 01:15.6	+ 53:21.6
36	104		 A. WATERMAN	RC4		03:49:54.8	+ 03:50.6	+ 57:12.2
37	102		 S. WILKINSON	RC2		03:50:44.1	+ 49.3	+ 58:01.5
38	63	WRC3	 L. COOK	RC4		03:52:16.6	+ 01:32.5	+ 59:34.0
39	108		 J. MULHOLLAND	NAT2		03:54:47.2	+ 02:30.6	+ 01:02:04.6

40	108	 J. MULHOLLAND	NAT2	05:41.1	+ 04.0	+ 01:19.1
41	109	 S. SOUTHALL	NAT4	05:46.7	+ 05.6	+ 01:24.7
42	63	 L. COOK	RC4	05:51.2	+ 04.5	+ 01:29.2
43	104	 A. WATERMAN	RC4	05:51.7	+ 00.5	+ 01:29.7
44	102	 S. WILKINSON	RC2	05:54.2	+ 02.5	+ 01:32.2
45	107	 N. TEJPAR	RC4	05:55.9	+ 01.7	+ 01:33.9
46	105	 B. LANG	NAT2	05:59.3	+ 03.4	+ 01:37.3
47	106	 S. HIJAZI	NAT3	06:11.2	+ 11.9	+ 01:49.2
48	64	 T. WILLIAMS	RC4	06:34.8	+ 23.6	+ 02:12.8

40	100	 J. REYNOLDS	NAT2	03:59:30.7	+ 04:43.5	+ 01:06:48.1
41	101	 F. RETSON	NAT2	04:11:00.4	+ 11:29.7	+ 01:18:17.8
42	39	WRC2  N. SOLANS	RC2	04:13:35.8	+ 02:35.4	+ 01:20:53.2
43	106	 S. HIJAZI	NAT3	00:00:10	04:15:00.6	+ 01:24.8 + 01:22:18.0
44	107	 N. TEJPAR	RC4	04:15:23.4	+ 22.8	+ 01:22:40.8
45	111	 N. ANDREW	NAT4	04:26:15.2	+ 10:51.8	+ 01:33:32.6
46	109	 S. SOUTHALL	NAT4	00:00:30	04:26:31.5	+ 16.3 + 01:33:48.9
47	96	 K. HORGAN	NAT2	04:26:40.0	+ 08.5	+ 01:33:57.4
48	105	 B. LANG	NAT2	00:00:30	04:31:27.7	+ 04:47.7 + 01:38:45.1