

Dayinsure Wales Rally GB



























Combined Classification After Elsi

Stage Times

Pos.	No.	Driver	Class	Time	Prev.	1st
1	9	E. LAPPI	RC1	07:17.1		
2	7	J. LATVALA	RC1	07:18.7	+ 01.6	+ 01.6
3	1	S. OGIER	RC1	07:21.4	+ 02.7	+ 04.3
4	11	C. BREEN	RC1	07:22.5	+ 01.1	+ 05.4
5	2	E. EVANS	RC1	07:22.7	+ 00.2	+ 05.6
6	8	O. TÄNAK	RC1	07:23.4	+ 00.7	+ 06.3
7	5	T. NEUVILLE	RC1	07:26.5	+ 03.1	+ 09.4
8	4	A. MIKKELSEN	RC1	07:27.1	+ 00.6	+ 10.0
9	10	M. OSTBERG	RC1	07:28.6	+ 01.5	+ 11.5
10	6	H. PADDON	RC1	07:28.8	+ 00.2	+ 11.7
11	84	T. CAVE	RC2	07:31.0	+ 02.2	+ 13.9
12	36	K. ROVANPERÄ	RC2	07:34.0	+ 03.0	+ 16.9
13	37	J. HUTTUNEN	RC2	07:35.8	+ 01.8	+ 18.7
14	31	P. TIDEMAND	RC2	07:37.3	+ 01.5	+ 20.2
15	34	F. ANDOLFI	RC2	07:39.5	+ 02.2	+ 22.4

Overall

Pos.	No.	Elig.	Driver	Class	Pen.	Time	Prev.	1st
1	1	M	S. OGIER	RC1		02:38:43.9		
2	7	M	J. LATVALA	RC1		02:38:45.6	+ 01.7	+ 01.7
3	9	M	E. LAPPI	RC1		02:38:51.4	+ 05.8	+ 07.5
4	11	M	C. BREEN	RC1		02:38:58.5	+ 07.1	+ 14.6
5	10	M	M. OSTBERG	RC1		02:39:25.2	+ 26.7	+ 41.3
6	4	M	A. MIKKELSEN	RC1		02:39:26.1	+ 00.9	+ 42.2
7	6	M	H. PADDON	RC1		02:39:36.7	+ 10.6	+ 52.8
8	5	M	T. NEUVILLE	RC1		02:39:44.5	+ 07.8	+ 01:00.6
9	36	WRC2	K. ROVANPERÄ	RC2		02:46:27.3	+ 06:42.8	+ 07:43.4
10	31	WRC2	P. TIDEMAND	RC2		02:47:33.7	+ 01:06.4	+ 08:49.8
11	32	WRC2	G. GREENSMITH	RC2		02:48:24.5	+ 50.8	+ 09:40.6
12	37	WRC2	J. HUTTUNEN	RC2		02:49:18.9	+ 54.4	+ 10:35.0
13	82		D. BOGIE	RC2		02:49:29.0	+ 10.1	+ 10:45.1
14	40	WRC2	S. LEFEBVRE	RC2		02:50:23.9	+ 54.9	+ 11:40.0
15	38	WRC2	P. LOUBET	RC2		02:51:22.0	+ 58.1	+ 12:38.1

16	39	 N. SOLANS	RC2	07:40.2	+ 00.7	+ 23.1
17	43	 E. CAMILLI	RC2	07:40.3	+ 00.1	+ 23.2
18	82	 D. BOGIE	RC2	07:41.8	+ 01.5	+ 24.7
19	32	 G. GREENSMITH	RC2	07:42.6	+ 00.8	+ 25.5
20	35	 O. VEIBY	RC2	07:43.0	+ 00.4	+ 25.9
21	44	 C. INGRAM	RC2	07:43.2	+ 00.2	+ 26.1
22	42	 S. TEMPESTINI	RC2	07:44.5	+ 01.3	+ 27.4
23	38	 P. LOUBET	RC2	07:45.1	+ 00.6	+ 28.0
24	40	 S. LEFEBVRE	RC2	07:45.7	+ 00.6	+ 28.6
25	41	 M. BULACIA WILKINSON	RC2	07:46.9	+ 01.2	+ 29.8
26	33	 L. PIENIAZEK	RC2	07:49.1	+ 02.2	+ 32.0
27	81	 M. EDWARDS	RC2	07:55.6	+ 06.5	+ 38.5
28	85	 G. GILL	RC2	08:02.5	+ 06.9	+ 45.4
29	86	 A. LAFFEY	RC2	08:12.1	+ 09.6	+ 55.0
30	89	 P. NOBRE	RC2	08:13.8	+ 01.7	+ 56.7
31	97	 J. MORRISON	NAT4	08:31.6	+ 17.8	+ 01:14.5
32	87	 E. BOLAND	RC2	08:33.0	+ 01.4	+ 01:15.9
33	64	 T. WILLIAMS	RC4	08:33.2	+ 00.2	+ 01:16.1
34	91	 J. FRANCESCHI	RC4	08:39.8	+ 06.6	+ 01:22.7
35	95	 T. JARDINE	NAT4	08:43.0	+ 03.2	+ 01:25.9
36	111	 N. ANDREW	NAT4	08:44.7	+ 01.7	+ 01:27.6
37	92	 S. ROKLAND	NAT2	08:45.4	+ 00.7	+ 01:28.3
38	101	 F. RETSON	NAT2	08:51.3	+ 05.9	+ 01:34.2
39	93	 J. WILLIAMS	RC4	08:51.7	+ 00.4	+ 01:34.6

16	33	WRC2	 L. PIENIAZEK	RC2	02:52:02.1	+ 40.1	+ 13:18.2	
17	42	WRC2	 S. TEMPESTINI	RC2	02:54:43.2	+ 02:41.1	+ 15:59.3	
18	34	WRC2	 F. ANDOLFI	RC2	02:54:58.9	+ 15.7	+ 16:15.0	
19	81		 M. EDWARDS	RC2	02:55:47.3	+ 48.4	+ 17:03.4	
20	41	WRC2	 M. BULACIA WILKINSON	RC2	02:55:48.9	+ 01.6	+ 17:05.0	
21	84		 T. CAVE	RC2	02:58:51.3	+ 03:02.4	+ 20:07.4	
22	8	M	 O. TÄNAK	RC1	02:58:53.6	+ 02.3	+ 20:09.7	
23	2	M	 E. EVANS	RC1	02:59:49.1	+ 55.5	+ 21:05.2	
24	86		 A. LAFFEY	RC2	03:00:35.6	+ 46.5	+ 21:51.7	
25	85		 G. GILL	RC2	03:02:06.1	+ 01:30.5	+ 23:22.2	
26	89		 P. NOBRE	RC2	03:02:46.6	+ 40.5	+ 24:02.7	
27	87		 E. BOLAND	RC2	03:10:07.8	+ 07:21.2	+ 31:23.9	
28	43	WRC2	 E. CAMILLI	RC2	03:13:35.4	+ 03:27.6	+ 34:51.5	
29	92		 S. ROKLAND	NAT2	03:15:21.9	+ 01:46.5	+ 36:38.0	
30	64	WRC3	 T. WILLIAMS	RC4	03:15:38.6	+ 16.7	+ 36:54.7	
31	91		 J. FRANCESCHI	RC4	00:00:10	03:17:54.6	+ 02:16.0	+ 39:10.7
32	35	WRC2	 O. VEIBY	RC2	03:18:47.5	+ 52.9	+ 40:03.6	
33	62	WRC3	 E. BRAZZOLI	RC4	03:20:02.4	+ 01:14.9	+ 41:18.5	
34	93		 J. WILLIAMS	RC4	00:01:20	03:20:32.6	+ 30.2	+ 41:48.7
35	61	WRC3	 T. LARIO	RC4	00:00:30	03:22:50.8	+ 02:18.2	+ 44:06.9
36	95		 T. JARDINE	NAT4	00:00:30	03:24:33.0	+ 01:42.2	+ 45:49.1
37	97		 J. MORRISON	NAT4	00:02:00	03:28:03.3	+ 03:30.3	+ 49:19.4
38	44	WRC2	 C. INGRAM	RC2	03:31:10.6	+ 03:07.3	+ 52:26.7	
39	104		 A. WATERMAN	RC4	03:31:47.4	+ 36.8	+ 53:03.5	

40	96	 K. HORGAN	NAT2	09:03.5	+ 11.8	+ 01:46.4
41	62	 E. BRAZZOLI	RC4	09:03.9	+ 00.4	+ 01:46.8
42	100	 J. REYNOLDS	NAT2	09:04.5	+ 00.6	+ 01:47.4
43	61	 T. LARIO	RC4	09:08.7	+ 04.2	+ 01:51.6
44	104	 A. WATERMAN	RC4	09:15.4	+ 06.7	+ 01:58.3
45	107	 N. TEJPAR	RC4	09:19.4	+ 04.0	+ 02:02.3
46	102	 S. WILKINSON	RC2	09:20.7	+ 01.3	+ 02:03.6
47	109	 S. SOUTHALL	NAT4	09:31.9	+ 11.2	+ 02:14.8
48	105	 B. LANG	NAT2	09:32.1	+ 00.2	+ 02:15.0
49	63	 L. COOK	RC4	09:32.3	+ 00.2	+ 02:15.2
50	108	 J. MULHOLLAND	NAT2	09:48.1	+ 15.8	+ 02:31.0
51	106	 S. HIJAZI	NAT3	10:02.8	+ 14.7	+ 02:45.7

40	102	 S. WILKINSON	RC2		03:32:46.6	+ 59.2	+ 54:02.7
41	63	WRC3  L. COOK	RC4		03:33:56.2	+ 01:09.6	+ 55:12.3
42	108	 J. MULHOLLAND	NAT2		03:36:10.4	+ 02:14.2	+ 57:26.5
43	100	 J. REYNOLDS	NAT2		03:42:02.9	+ 05:52.5	+ 01:03:19.0
44	101	 F. RETSON	NAT2		03:54:05.7	+ 12:02.8	+ 01:15:21.8
45	106	 S. HIJAZI	NAT3	00:00:10	03:55:16.9	+ 01:11.2	+ 01:16:33.0
46	107	 N. TEJPAR	RC4		03:55:54.0	+ 37.1	+ 01:17:10.1
47	39	WRC2  N. SOLANS	RC2		03:58:45.4	+ 02:51.4	+ 01:20:01.5
48	109	 S. SOUTHALL	NAT4	00:00:30	04:08:17.1	+ 09:31.7	+ 01:29:33.2
49	111	 N. ANDREW	NAT4		04:08:56.4	+ 39.3	+ 01:30:12.5
50	96	 K. HORGAN	NAT2		04:08:58.9	+ 02.5	+ 01:30:15.0
51	105	 B. LANG	NAT2	00:00:30	04:12:47.1	+ 03:48.2	+ 01:34:03.2