

# Dayinsure Wales Rally GB

















































## Combined Classification After Sweet Lamb Hafren 1









### Stage Times

Pos.	No.	Driver	Class	Time	Prev.	1st
1	10	M. OSTBERG	RC1	11:39.4		
2	8	O. TÄNAK	RC1	11:41.1	+ 01.7	+ 01.7
3	11	C. BREEN	RC1	11:44.5	+ 03.4	+ 05.1
4	4	A. MIKKELSEN	RC1	11:45.0	+ 00.5	+ 05.6
5	9	E. LAPPI	RC1	11:48.6	+ 03.6	+ 09.2
6	1	S. OGIER	RC1	11:49.2	+ 00.6	+ 09.8
7	7	J. LATVALA	RC1	11:49.2		+ 09.8
8	6	H. PADDON	RC1	11:50.8	+ 01.6	+ 11.4
9	2	E. EVANS	RC1	11:54.2	+ 03.4	+ 14.8
10	84	T. CAVE	RC2	12:25.3	+ 31.1	+ 45.9
11	36	K. ROVANPERÄ	RC2	12:28.8	+ 03.5	+ 49.4
12	5	T. NEUVILLE	RC1	12:30.8	+ 02.0	+ 51.4
13	31	P. TIDEMAND	RC2	12:32.7	+ 01.9	+ 53.3
14	32	G. GREENSMITH	RC2	12:34.1	+ 01.4	+ 54.7
15	82	D. BOGIE	RC2	12:34.6	+ 00.5	+ 55.2

### Overall

Pos.	No.	Elig.	Driver	Class	Pen.	Time	Prev.	1st
1	8	M	O. TÄNAK	RC1		01:28:34.7		
2	1	M	S. OGIER	RC1		01:29:17.9	+ 43.2	+ 43.2
3	9	M	E. LAPPI	RC1		01:29:19.7	+ 01.8	+ 45.0
4	7	M	J. LATVALA	RC1		01:29:20.8	+ 01.1	+ 46.1
5	11	M	C. BREEN	RC1		01:29:27.3	+ 06.5	+ 52.6
6	10	M	M. OSTBERG	RC1		01:29:42.4	+ 15.1	+ 01:07.7
7	6	M	H. PADDON	RC1		01:29:50.6	+ 08.2	+ 01:15.9
8	5	M	T. NEUVILLE	RC1		01:29:57.3	+ 06.7	+ 01:22.6
9	4	M	A. MIKKELSEN	RC1		01:30:04.5	+ 07.2	+ 01:29.8
10	36	WRC2	K. ROVANPERÄ	RC2		01:33:13.4	+ 03:08.9	+ 04:38.7
11	31	WRC2	P. TIDEMAND	RC2		01:34:18.3	+ 01:04.9	+ 05:43.6
12	32	WRC2	G. GREENSMITH	RC2		01:34:24.2	+ 05.9	+ 05:49.5
13	84		T. CAVE	RC2		01:34:38.5	+ 14.3	+ 06:03.8
14	37	WRC2	J. HUTTUNEN	RC2		01:35:23.9	+ 45.4	+ 06:49.2
15	82		D. BOGIE	RC2		01:35:24.2	+ 00.3	+ 06:49.5

16	37	 J. HUTTUNEN	RC2	12:36.6	+ 02.0	+ 57.2	16	40	WRC2	 S. LEFEBVRE	RC2	01:36:14.9	+ 50.7	+ 07:40.2	
17	35	 O. VEIBY	RC2	12:40.0	+ 03.4	+ 01:00.6	17	38	WRC2	 P. LOUBET	RC2	01:36:41.4	+ 26.5	+ 08:06.7	
18	43	 E. CAMILLI	RC2	12:40.3	+ 00.3	+ 01:00.9	18	33	WRC2	 L. PIENIAZEK	RC2	01:37:04.2	+ 22.8	+ 08:29.5	
19	44	 C. INGRAM	RC2	12:44.6	+ 04.3	+ 01:05.2	19	35	WRC2	 O. VEIBY	RC2	01:37:24.1	+ 19.9	+ 08:49.4	
20	34	 F. ANDOLFI	RC2	12:46.1	+ 01.5	+ 01:06.7	20	83		 R. YATES	RC2	00:00:50	01:39:09.8	+ 01:45.7	+ 10:35.1
21	38	 P. LOUBET	RC2	12:48.5	+ 02.4	+ 01:09.1	21	41	WRC2	 M. BULACIA WILKINSON	RC2	01:39:28.5	+ 18.7	+ 10:53.8	
22	42	 S. TEMPESTINI	RC2	12:48.8	+ 00.3	+ 01:09.4	22	42	WRC2	 S. TEMPESTINI	RC2	01:40:00.0	+ 31.5	+ 11:25.3	
23	81	 M. EDWARDS	RC2	12:49.5	+ 00.7	+ 01:10.1	23	34	WRC2	 F. ANDOLFI	RC2	01:40:59.2	+ 59.2	+ 12:24.5	
24	33	 L. PIENIAZEK	RC2	12:49.6	+ 00.1	+ 01:10.2	24	81		 M. EDWARDS	RC2	01:40:59.6	+ 00.4	+ 12:24.9	
25	39	 N. SOLANS	RC2	12:51.4	+ 01.8	+ 01:12.0	25	85		 G. GILL	RC2	01:41:46.4	+ 46.8	+ 13:11.7	
26	83	 R. YATES	RC2	13:04.8	+ 13.4	+ 01:25.4	26	86		 A. LAFFEY	RC2	01:42:34.5	+ 48.1	+ 13:59.8	
27	41	 M. BULACIA WILKINSON	RC2	13:14.0	+ 09.2	+ 01:34.6	27	89		 P. NOBRE	RC2	01:43:49.5	+ 01:15.0	+ 15:14.8	
28	85	 G. GILL	RC2	13:22.1	+ 08.1	+ 01:42.7	28	87		 E. BOLAND	RC2	01:48:14.4	+ 04:24.9	+ 19:39.7	
29	40	 S. LEFEBVRE	RC2	13:30.1	+ 08.0	+ 01:50.7	29	64	WRC3	 T. WILLIAMS	RC4	01:49:21.0	+ 01:06.6	+ 20:46.3	
30	86	 A. LAFFEY	RC2	13:31.3	+ 01.2	+ 01:51.9	30	2	M	 E. EVANS	RC1	01:49:59.4	+ 38.4	+ 21:24.7	
31	89	 P. NOBRE	RC2	13:54.7	+ 23.4	+ 02:15.3	31	93		 J. WILLIAMS	RC4	01:51:05.4	+ 01:06.0	+ 22:30.7	
32	87	 E. BOLAND	RC2	14:04.2	+ 09.5	+ 02:24.8	32	92		 S. ROKLAND	NAT2	01:51:20.3	+ 14.9	+ 22:45.6	
33	91	 J. FRANCESCHI	RC4	14:19.1	+ 14.9	+ 02:39.7	33	62	WRC3	 E. BRAZZOLI	RC4	01:53:49.8	+ 02:29.5	+ 25:15.1	
34	95	 T. JARDINE	NAT4	14:28.2	+ 09.1	+ 02:48.8	34	91		 J. FRANCESCHI	RC4	00:00:10	01:54:32.5	+ 42.7	+ 25:57.8
35	92	 S. ROKLAND	NAT2	14:35.8	+ 07.6	+ 02:56.4	35	101		 F. RETSON	NAT2	01:54:32.9	+ 00.4	+ 25:58.2	
36	97	 J. MORRISON	NAT4	14:36.7	+ 00.9	+ 02:57.3	36	100		 J. REYNOLDS	NAT2	01:54:47.6	+ 14.7	+ 26:12.9	
37	64	 T. WILLIAMS	RC4	14:41.5	+ 04.8	+ 03:02.1	37	95		 T. JARDINE	NAT4	00:00:30	01:55:00.8	+ 13.2	+ 26:26.1
38	93	 J. WILLIAMS	RC4	14:41.9	+ 00.4	+ 03:02.5	38	39	WRC2	 N. SOLANS	RC2	01:56:36.3	+ 01:35.5	+ 28:01.6	
39	111	 N. ANDREW	NAT4	14:48.8	+ 06.9	+ 03:09.4	39	61	WRC3	 T. LARIO	RC4	00:00:30	01:57:24.7	+ 48.4	+ 28:50.0

40	61		T. LARIO	RC4	14:51.0	+ 02.2	+ 03:11.6
41	62		E. BRAZZOLI	RC4	14:55.7	+ 04.7	+ 03:16.3
42	102		S. WILKINSON	RC2	14:56.7	+ 01.0	+ 03:17.3
43	100		J. REYNOLDS	NAT2	15:02.6	+ 05.9	+ 03:23.2
44	101		F. RETSON	NAT2	15:12.6	+ 10.0	+ 03:33.2
45	96		K. HORGAN	NAT2	15:25.9	+ 13.3	+ 03:46.5
46	104		A. WATERMAN	RC4	15:41.9	+ 16.0	+ 04:02.5
47	109		S. SOUTHALL	NAT4	15:49.4	+ 07.5	+ 04:10.0
48	105		B. LANG	NAT2	16:11.7	+ 22.3	+ 04:32.3
49	107		N. TEJPAR	RC4	16:12.3	+ 00.6	+ 04:32.9
50	108		J. MULHOLLAND	NAT2	16:25.9	+ 13.6	+ 04:46.5
51	106		S. HIJAZI	NAT3	17:24.4	+ 58.5	+ 05:45.0
52	63		L. COOK	RC4	20:20.0	+ 02:55.6	+ 08:40.6
53	99		S. PARTRIDGE	NAT4	21:28.2	+ 01:08.2	+ 09:48.8
54	88		S. KAKAD	NAT2	21:35.8	+ 07.6	+ 09:56.4

40	43	WRC2		E. CAMILLI	RC2	02:00:08.0	+ 02:43.3	+ 31:33.3	
41	104			A. WATERMAN	RC4	02:01:46.0	+ 01:38.0	+ 33:11.3	
42	108			J. MULHOLLAND	NAT2	02:03:09.6	+ 01:23.6	+ 34:34.9	
43	102			S. WILKINSON	RC2	02:03:23.3	+ 13.7	+ 34:48.6	
44	97			J. MORRISON	NAT4	00:02:00	02:03:28.6	+ 05.3	+ 34:53.9
45	63	WRC3		L. COOK	RC4	02:04:58.6	+ 01:30.0	+ 36:23.9	
46	107			N. TEJPAR	RC4	02:06:05.1	+ 01:06.5	+ 37:30.4	
47	109			S. SOUTHALL	NAT4	00:00:30	02:06:12.6	+ 07.5	+ 37:37.9
48	99			S. PARTRIDGE	NAT4	00:01:10	02:07:27.0	+ 01:14.4	+ 38:52.3
49	106			S. HIJAZI	NAT3	00:00:10	02:14:11.5	+ 06:44.5	+ 45:36.8
50	44	WRC2		C. INGRAM	RC2	02:16:26.9	+ 02:15.4	+ 47:52.2	
51	105			B. LANG	NAT2	00:00:30	02:16:39.2	+ 12.3	+ 48:04.5
52	111			N. ANDREW	NAT4	02:34:45.7	+ 18:06.5	+ 01:06:11.0	
53	96			K. HORGAN	NAT2	02:41:39.9	+ 06:54.2	+ 01:13:05.2	